

Takisawa NEX-908 CNC Drehmaschine

1

INHALTSVERZEICHNIS

1. Technische Daten 3
2. Fotos der Maschine 4

1. TECHNISCHE DATEN¹

Capacity

	<u>Main Spindle</u>	<u>2nd Spindle</u>
Swing:	670 mm	670 mm
Max. Turning Diameter:	330 mm	330 mm
Max. Turning Length:	551 mm	551 mm
Bar Work:	52 (65) mm	35 (52) mm

Spindle

	<u>Main Spindle</u>	<u>2nd Spindle</u>
Number of head stock:	2	2
Spindle speeds:	5000 /min	6000 /min
Number of spindle speed ranges:	1	1
Min. spindle indexing angles:	0,001	0,001
Spindle nose:	JIS.A2-6	JIS.A2-6
Through hole diameter:	63 mm	46 mm
Spindle bearing inner diameter:	100 (110) mm	90 (100) mm

Head Stock

Number of head stock:	2
Travel of head stock:	610 mm
Rapid traverse:	20`000 mm/min
Feed rate:	24`000 mm/min
Jog feed rate:	0-1260 mm/min

Tool Slide

Number of turret:	1
Type of tool slide:	12 station drum type
Travel of tool slide:	X-Axis: 220 mm
	Y-Axis: 100 mm
	Z-Axis: 630 mm
Rapid traverse:	X-Axis: 20 mm/min
	Y-Axis: 10 mm/min
	Z-Axis: 24 mm/min
Feed rate:	0-10`000 mm/min
Jog feed rate:	0-1`260 mm/min
Number of tools on turret:	12
Square shank height:	25 mm
Shank diameter of boring bar:	40 mm
Indexing time:	0,35 sec.

Rotary tool

¹ Für die Richtigkeit, Vollständigkeit und Aktualität der Angaben übernehmen wir keine Gewähr

Number of rotary tools:	Max. 12
Rotational speed:	5000 /min
Max. diameter of tool shank:	20 mm
Tool spindle bearing inner diameter:	35 mm

Dimension and weight

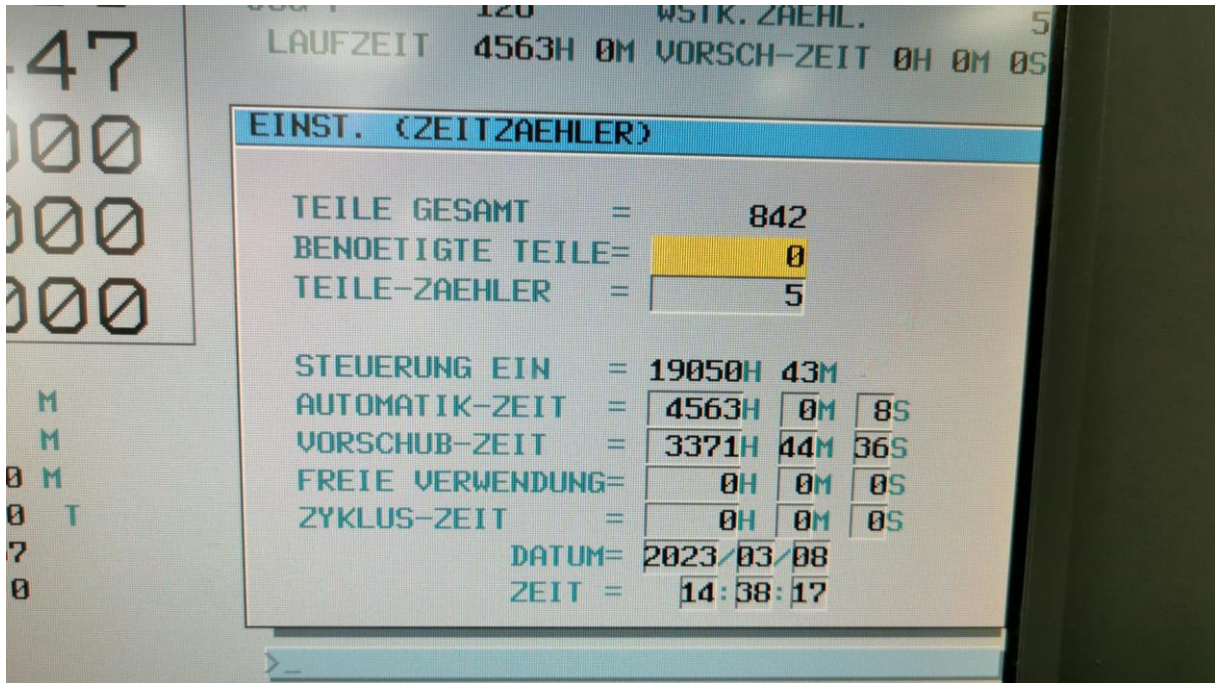
Dimension:	3020 x 1820 x 2163 mm
Mass:	6000 kg

2. FOTOS DER MASCHINE

















































25

